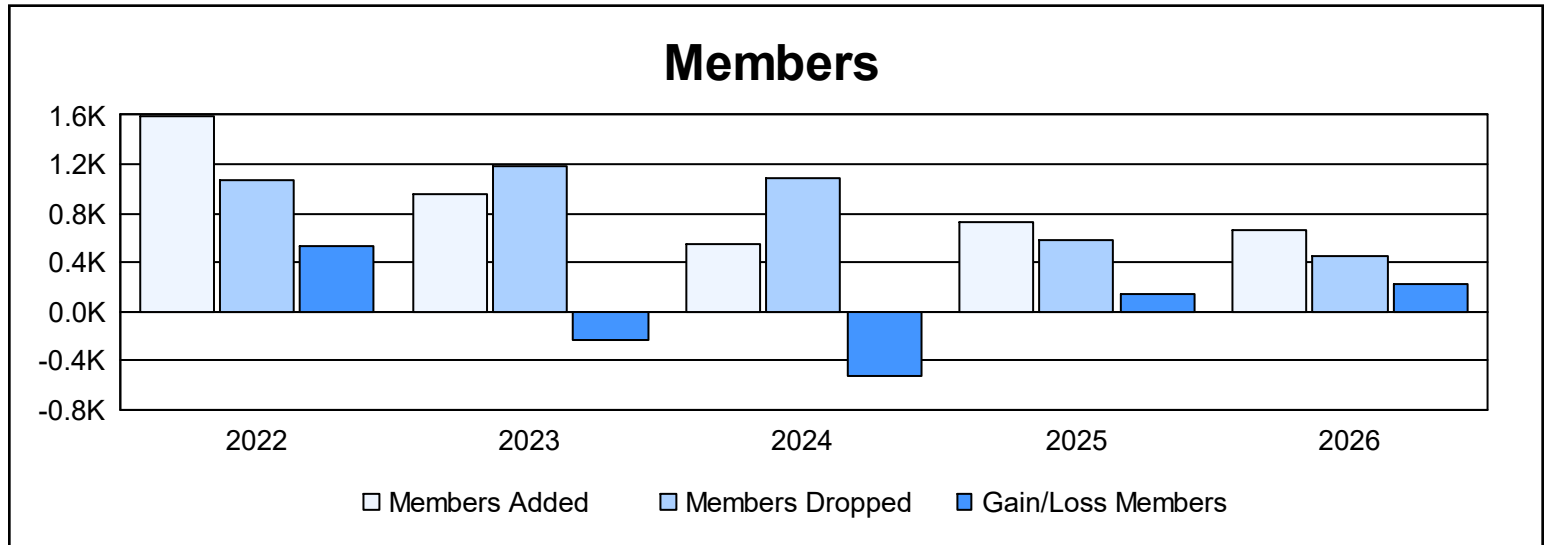
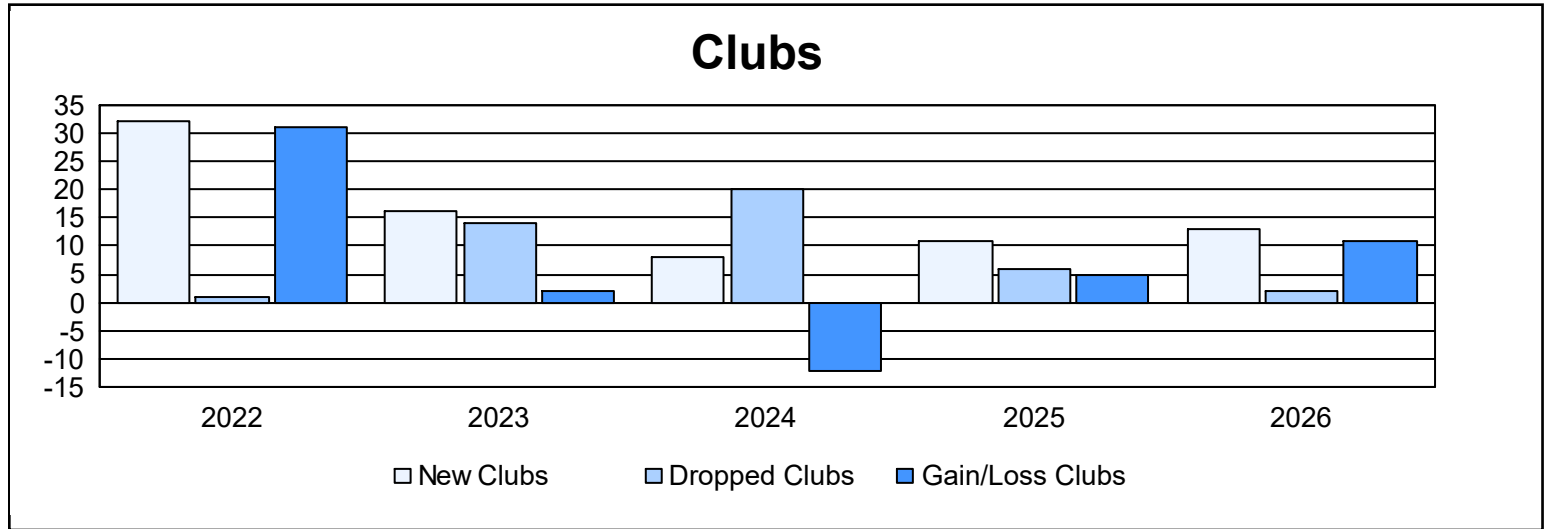
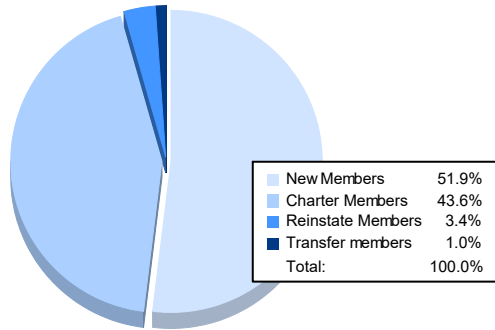


| Year | New Clubs | Dropped Clubs | Gain/ Loss Clubs | New Members | Charter Members | Reinstate Members | Transfer Members | Total Member Added | Total Members Dropped | Gain/ Loss Members |
|----------------|-----------|---------------|------------------|-------------|-----------------|-------------------|------------------|--------------------|-----------------------|--------------------|
| 2021-2022 | 32 | 1 | 31 | 656 | 868 | 66 | 5 | 1,595 | 1,070 | 525 |
| 2022-2023 | 16 | 14 | 2 | 270 | 498 | 170 | 12 | 950 | 1,178 | -228 |
| 2023-2024 | 8 | 20 | -12 | 276 | 215 | 47 | 18 | 556 | 1,087 | -531 |
| 2024-2025 | 11 | 6 | 5 | 414 | 229 | 73 | 9 | 725 | 581 | 144 |
| 2025-2026 | 13 | 2 | 11 | 347 | 291 | 23 | 7 | 668 | 444 | 224 |
| Average | 16 | 9 | 7 | 393 | 420 | 76 | 10 | 899 | 872 | 27 |



Membership Composition April 2026 Cumulative



Gender Composition April 2026 Cumulative

